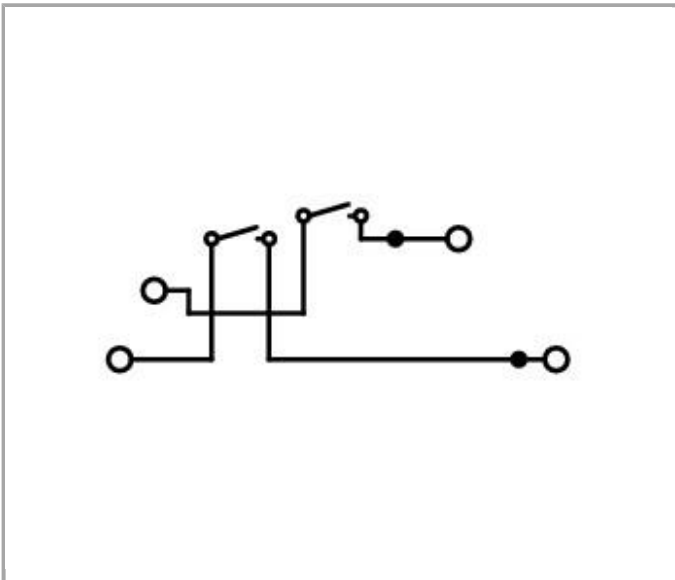




Data sheet | Item number: 2002-2954



Double-deck, double-disconnect terminal block; with 2 pivoting knife disconnects; for DIN-rail 35 x 15 and 35 x 7.5; 2.5 mm²; Push-in CAGE CLAMP®

2002-2954



Data

Electrical data

Ratings per IEC/EN 60664-1

| | |
|---------------------------------|-------|
| Rated voltage (III / 3) | 400 V |
| Rated impulse voltage (III / 3) | 6 kV |
| Rated current | 16 A |

Approvals per UL 1059

| | |
|--------------------------------|-------|
| Rated voltage UL (Use Group B) | 300 V |
| Rated current UL (Use Group B) | 15 A |
| Rated voltage UL (Use Group C) | 300 V |
| Rated current UL (Use Group C) | 15 A |

Connection data

| | |
|--------------------------------------|---|
| Connection technology | Push-in CAGE CLAMP® |
| Actuation type | Push-in Open Tool Slot |
| Connectable conductor materials | Copper |
| Nominal cross section | 2.5 mm ² |
| Solid conductor | 0.25 ... 4 mm ² / 22 ... 12 AWG |
| Solid conductor, push-in termination | 0.75 ... 4 mm ² / 18 ... 12 AWG |
| Fine-stranded conductor | 0.25 ... 4 mm ² / 22 ... 12 AWG |
| Strip length | 10 ... 12 mm / 0.39 ... 0.47 inch |
| Note (conductor cross-section) | Depending on the conductor characteristic, a conductor with a smaller cross section can also be inserted via push-in termination. |
| Total number of connection points | 4 |
| Total number of potentials | 4 |
| Number of levels | 2 |
| Type of wiring | Front-entry wiring |

Geometrical Data

| | |
|---------------------------------------|---------------------|
| Width | 5.2 mm / 0.205 inch |
| Height from upper-edge of DIN-35 rail | 42 mm / 1.654 inch |
| Depth | 108 mm / 4.252 inch |

Mechanical data

| | |
|-------------------|--------------|
| Design | horizontal |
| Type of mounting | DIN-35 rail |
| Potential marking | N/N |
| Marking level | Side marking |

Material Data



| | |
|---------------------|----------------------|
| Color | blue |
| Insulating material | Polyamide 66 (PA 66) |
| Fire load | 0.312 MJ |
| Weight | 17.046 g |

Commercial data



| | |
|---------------|---------------|
| Product Group | 22 (TOPJOB S) |
| GTIN | 4045454381837 |

Approvals / Certificates



Ex-Approvals

| Logo | Approval | Additional Approval Text | Certificate name |
|--|--|--------------------------|-------------------------|
| | AEx Underwriters Laboratories Inc. | UL 60079 | E185892 |
|  | ATEX KIWA Netherlands B.V. | EN 60079 | KIWA 17ATEX0030 U |
|  | IECEX KIWA Netherlands B.V. | EN 60079 | IECEX KIWA 17.0014U |

Country specific Approvals

| Logo | Approval | Additional Approval Text | Certificate name |
|--|--|--------------------------|------------------|
|  | CSA DEKRA Certification B.V. | C22.2 No. 158 | 1536069 |
|  | KEMA/KEUR DEKRA Certification B.V. | EN 60947 | 71- 107687 |

Ship Approvals

| Logo | Approval | Additional Approval Text | Certificate name |
|--|---|--------------------------|--------------------------|
|  | ABS American Bureau of Shipping | EN 60947 | 14- HG1293677- PDA |
|  | DNV GL Det Norske Veritas, Germanischer Lloyd | - | TAE00001V2 |

UL-Approvals

| Logo | Approval | Additional Approval Text | Certificate name |
|------|-----------|--------------------------|------------------|
| | UR | EN 60947 | NTR NL |



DEKRA Certification B.V.

7730



UR
Underwriters Laboratories Inc.

UL 1059

E45172







UR
Underwriters Laboratories Inc.

UL 1059


E45172

Compatible products


General accessories

| | | | |
|--|--|------------|----------|
|  | Item no.: 2002-880/1000-411 Component plug; 2-pole; with diode 1N4007; 10.4 mm wide; Operating temperature 85°C max. | / 1000-411 | 2002-880 |
|  | Item no.: 2002-880/1000-541 Component plug; 2-pole; LED (red); 10.4 mm wide; Operating temperature 85°C max. | / 1000-541 | 2002-880 |
|  | Item no.: 2002-880/1000-542 LED module; with red LED; 10.4 mm wide; 30 - 65 V; Operating temperature 85°C max. | / 1000-542 | 2002-880 |
|  | Item no.: 2002-880/1000-836 Component plug; 2-pole; LED (red); 10.4 mm wide; Operating temperature 85°C max. | / 1000-836 | 2002-880 |

















Insulation stop

















| | | | |
|--|---|--|----------|
|  | Item no.: 2002-171 Insulation stop; 0.25 - 0.5 mm ² ; 5 pieces/strip | | 2002-171 |
|  | Item no.: 2002-172 Insulation stop; 0.75 - 1 mm ² ; 5 pieces/strip | | 2002-172 |

















plug
















| | | | |
|--|---|--|----------|
|  | Item no.: 2002-880 Empty component plug housing; 10.4 mm wide; 2-pole; Type 4 | | 2002-880 |
|--|---|--|----------|
















Jumper

















| | | |
|--|---|----------------------|
|  | Item no.: 2002-400 Adjacent jumper for continuous commoning; insulated; 2-way; Nominal current 25 A | 2002-400 |
|  | Item no.: 2002-402 Push-in type jumper bar; insulated; 2-way; Nominal current 25 A | 2002-402 |
|  | Item no.: 2002-402/000-005 Push-in type jumper bar; insulated; 2-way; Nominal current 25 A | 2002-402 /000-005 |
|  | Item no.: 2002-402/000-006 Push-in type jumper bar; insulated; 2-way; Nominal current 25 A | 2002-402 /000-006 |
|  | Item no.: 2002-403 Push-in type jumper bar; insulated; 3-way; Nominal current 25 A | 2002-403 |
|  | Item no.: 2002-403/000-005 Push-in type jumper bar; insulated; 3-way; Nominal current 25 A | 2002-403 /000-005 |
|  | Item no.: 2002-403/000-006 Push-in type jumper bar; insulated; 3-way; Nominal current 25 A | 2002-403 /000-006 |
|  | Item no.: 2002-404 Push-in type jumper bar; insulated; 4-way; Nominal current 25 A | 2002-404 |
|  | Item no.: 2002-404/000-005 Push-in type jumper bar; insulated; 4-way; Nominal current 25 A | 2002-404 /000-005 |
|  | Item no.: 2002-404/000-006 Push-in type jumper bar; insulated; 4-way; Nominal current 25 A | 2002-404 /000-006 |
|  | Item no.: 2002-405 Push-in type jumper bar; insulated; 5-way; Nominal current 25 A | 2002-405 |
|  | Item no.: 2002-405/000-005 Push-in type jumper bar; insulated; 5-way; Nominal current 25 A | 2002-405 /000-005 |
|  | Item no.: 2002-405/000-006 Push-in type jumper bar; insulated; 5-way; Nominal current 25 A | 2002-405 /000-006 |
|  | Item no.: 2002-405/011-000 Star point jumper; insulated; 3-way (1-3-5); IN = IN terminal block | 2002-405 /011-000 |
|  | Item no.: 2002-406 Push-in type jumper bar; insulated; 6-way; Nominal current 25 A | 2002-406 |
|  | Item no.: 2002-406/000-005 Push-in type jumper bar; insulated; 6-way; Nominal current 25 A | 2002-406 /000-005 |
















| | | | |
|--|---|----------|----------|
|  | Item no.: 2002-406/000-006 Push-in type jumper bar; insulated; 6-way; Nominal current 25 A | /000-006 | 2002-406 |
|  | Item no.: 2002-406/020-000 Delta jumper; insulated; 1-2 3-4 5-6; IN = IN terminal block | /020-000 | 2002-406 |
|  | Item no.: 2002-407 Push-in type jumper bar; insulated; 7-way; Nominal current 25 A | | 2002-407 |
|  | Item no.: 2002-407/000-005 Push-in type jumper bar; insulated; 7-way; Nominal current 25 A | /000-005 | 2002-407 |
|  | Item no.: 2002-407/000-006 Push-in type jumper bar; insulated; 7-way; Nominal current 25 A | /000-006 | 2002-407 |
|  | Item no.: 2002-408 Push-in type jumper bar; insulated; 8-way; Nominal current 25 A | | 2002-408 |
|  | Item no.: 2002-408/000-005 Push-in type jumper bar; insulated; 8-way; Nominal current 25 A | /000-005 | 2002-408 |
|  | Item no.: 2002-408/000-006 Push-in type jumper bar; insulated; 8-way; Nominal current 25 A | /000-006 | 2002-408 |
|  | Item no.: 2002-409 Push-in type jumper bar; insulated; 9-way; Nominal current 25 A | | 2002-409 |
|  | Item no.: 2002-409/000-005 Push-in type jumper bar; insulated; 9-way; Nominal current 25 A | /000-005 | 2002-409 |
|  | Item no.: 2002-409/000-006 Push-in type jumper bar; insulated; 9-way; Nominal current 25 A | /000-006 | 2002-409 |
|  | Item no.: 2002-410 Push-in type jumper bar; insulated; 10-way; Nominal current 25 A | | 2002-410 |
|  | Item no.: 2002-410/000-005 Push-in type jumper bar; insulated; 10-way; Nominal current 25 A | /000-005 | 2002-410 |
|  | Item no.: 2002-410/000-006 Push-in type jumper bar; insulated; 10-way; Nominal current 25 A | /000-006 | 2002-410 |
|  | Item no.: 2002-423 Adjacent jumper for continuous commoning; insulated; from 1 to 3; Nominal current 25 A | | 2002-423 |
|  | Item no.: 2002-423/000-005 Adjacent jumper for continuous commoning; insulated; from 1 to 3; Nominal current 25 A | /000-005 | 2002-423 |



















| | | |
|--|---|----------------------|
|  | Item no.: 2002-423/000-006 Adjacent jumper for continuous commoning; insulated; from 1 to 3; Nominal current 25 A | 2002-423 /UUU-UUU |
|  | Item no.: 2002-433 Push-in type jumper bar; insulated; from 1 to 3; Nominal current 25 A | 2002-433 |
|  | Item no.: 2002-434 Push-in type jumper bar; insulated; from 1 to 4; Nominal current 25 A | 2002-434 |
|  | Item no.: 2002-435 Push-in type jumper bar; insulated; from 1 to 5; Nominal current 25 A | 2002-435 |
|  | Item no.: 2002-436 Push-in type jumper bar; insulated; from 1 to 6; Nominal current 25 A | 2002-436 |
|  | Item no.: 2002-437 Push-in type jumper bar; insulated; from 1 to 7; Nominal current 25 A | 2002-437 |
|  | Item no.: 2002-438 Push-in type jumper bar; insulated; from 1 to 8; Nominal current 25 A | 2002-438 |
|  | Item no.: 2002-439 Push-in type jumper bar; insulated; from 1 to 9; Nominal current 25 A | 2002-439 |
|  | Item no.: 2002-440 Push-in type jumper bar; insulated; from 1 to 10; Nominal current 25 A | 2002-440 |
|  | Item no.: 2002-472 Staggered jumper; insulated; 2-way; Nominal current 25 A; suitable for 2002 and 2003 Series rail-mounted terminal blocks | 2002-472 |
|  | Item no.: 2002-473 Staggered jumper; insulated; 3-way; Nominal current 25 A; suitable for 2002 and 2003 Series rail-mounted terminal blocks | 2002-473 |
| | Item no.: 2002-473/011-000 Ready-made staggered jumper; insulated; 2-way (1-3); Nominal current 25 A; with contact lugs broken off at the factory and circuit marking | 2002-473 /U11-UUU |
|  | Item no.: 2002-474 Staggered jumper; insulated; 4-way; Nominal current 25 A; suitable for 2002 and 2003 Series rail-mounted terminal blocks | 2002-474 |
|  | Item no.: 2002-475 Staggered jumper; insulated; 5-way; Nominal current 25 A; suitable for 2002 and 2003 Series rail-mounted terminal blocks | 2002-475 |
| | Item no.: 2002-475/011-000 Ready-made staggered jumper; insulated; 3-way (1-3-5); Nominal current 25 A; with contact lugs broken off at the factory and circuit marking | 2002-475 /U11-UUU |
|  | Item no.: 2002-476 Staggered jumper; insulated; 6-way; Nominal current 25 A; suitable for 2002 and 2003 Series rail-mounted terminal blocks | 2002-476 |
|  | Item no.: 2002-477 Staggered jumper; insulated; 7-way; Nominal current 25 A; suitable for 2002 and 2003 Series rail-mounted terminal blocks | 2002-477 |
|  | Item no.: 2002-477/011-000 Ready-made staggered jumper; insulated; 1-3-5-7; Nominal current 25 A; with contact lugs broken off at the factory and circuit marking | 2002-477 /U11-UUU |

















| | | |
|--|--|----------------------|
|  | Item no.: 2002-478 Staggered jumper; insulated; 8-way; Nominal current 25 A; suitable for 2002 and 2003 Series rail-mounted terminal blocks | 2002-478 |
|  | Item no.: 2002-479 Staggered jumper; insulated; 9-way; Nominal current 25 A; suitable for 2002 and 2003 Series rail-mounted terminal blocks | 2002-479 |
| | Item no.: 2002-479/011-000 Ready-made staggered jumper; insulated; 1-3-5-7-9; Nominal current 25 A; with contact lugs broken off at the factory and circuit marking | 2002-479 /011-000 |
|  | Item no.: 2002-480 Staggered jumper; insulated; 10-way; Nominal current 25 A; suitable for 2002 and 2003 Series rail-mounted terminal blocks | 2002-480 |
|  | Item no.: 2002-481 Staggered jumper; insulated; 11-way; Nominal current 25 A; suitable for 2002 and 2003 Series rail-mounted terminal blocks | 2002-481 |
| | Item no.: 2002-481/011-000 Ready-made staggered jumper; insulated; 1-3-5-7-9-11; Nominal current 25 A; with contact lugs broken off at the factory and circuit marking | 2002-481 /011-000 |
|  | Item no.: 2002-482 Staggered jumper; insulated; 12-way; Nominal current 25 A; suitable for 2002 and 2003 Series rail-mounted terminal blocks | 2002-482 |
|  | Item no.: 2009-412 Push-in type wire jumper; insulated; wire length 60 mm; Conductor cross section 1.5 mm ² ; suitable for 2001, 2002, 2003 and 2022 Series rail-mounted terminal blocks | 2009-412 |
|  | Item no.: 2009-414 Push-in type wire jumper; insulated; wire length 110 mm; Conductor cross section 1.5 mm ² ; suitable for 2001, 2002, 2003 and 2022 Series rail-mounted terminal blocks | 2009-414 |
|  | Item no.: 2009-414/000-005 Push-in type wire jumper; insulated; wire length 110 mm; Conductor cross section 1.5 mm ² ; suitable for 2001, 2002, 2003 and 2022 Series rail-mounted terminal blocks | 2009-414 /000-005 |
|  | Item no.: 2009-414/000-006 Push-in type wire jumper; insulated; wire length 110 mm; Conductor cross section 1.5 mm ² ; suitable for 2001, 2002, 2003 and 2022 Series rail-mounted terminal blocks | 2009-414 /000-006 |
|  | Item no.: 2009-416 Push-in type wire jumper; insulated; wire length 250 mm; Conductor cross section 1.5 mm ² ; suitable for 2001, 2002, 2003 and 2022 Series rail-mounted terminal blocks | 2009-416 |
|  | Item no.: 210-103 Wire commoning chain; insulated; 50 connections | 210-103 |
|  | Item no.: 210-123 Wire commoning chain; insulated; 50 connections | 210-123 |
| Marking accessories | | |
|  | Item no.: 2002-161 Adaptor | 2002-161 |
|  | Item no.: 2009-110 Marking strips; on reel; not stretchable; plain; snap-on type | 2009-110 |
|  | Item no.: 2009-115 WMB-Inline; for Smart Printer; on reel; stretchable 5 - 5.2 mm; plain; snap-on type | 2009-115 |












| | | | |
|---|---|----------|----------|
|  | Item no.: 2009-115/000-002 WMB-Inline; for Smart Printer; on reel; stretchable 5 - 5.2 mm; plain; snap-on type | /000-002 | 2009-115 |
|  | Item no.: 2009-115/000-005 WMB-Inline; for Smart Printer; on reel; stretchable 5 - 5.2 mm; plain; snap-on type | /000-005 | 2009-115 |
|  | Item no.: 2009-115/000-006 WMB-Inline; for smartPRINTER; on reel; stretchable 5 - 5.2 mm; plain; snap-on type | /000-006 | 2009-115 |
|  | Item no.: 2009-115/000-007 WMB-Inline; for Smart Printer; on reel; stretchable 5 - 5.2 mm; plain; snap-on type | /000-007 | 2009-115 |
|  | Item no.: 2009-115/000-012 WMB-Inline; for smartPRINTER; on reel; stretchable 5 - 5.2 mm; plain; snap-on type | /000-012 | 2009-115 |
|  | Item no.: 2009-115/000-017 WMB-Inline; for Smart Printer; on reel; stretchable 5 - 5.2 mm; plain; snap-on type | /000-017 | 2009-115 |
|  | Item no.: 2009-115/000-023 WMB-Inline; for Smart Printer; on reel; stretchable 5 - 5.2 mm; plain; snap-on type | /000-023 | 2009-115 |
|  | Item no.: 2009-115/000-024 WMB-Inline; for smartPRINTER; on reel; stretchable 5 - 5.2 mm; plain; snap-on type | /000-024 | 2009-115 |
|  | Item no.: 2009-135 WMB-Inline; for Smart Printer; on reel; stretchable 5 - 5.2 mm; plain; snap-on type | | 2009-135 |
|  | Item no.: 2009-145 Mini-WSB Inline; for Smart Printer; on reel; stretchable 5 - 5.2 mm; plain; snap-on type | | 2009-145 |
|  | Item no.: 2009-145/000-002 Mini-WSB Inline; for Smart Printer; on reel; stretchable 5 - 5.2 mm; plain; snap-on type | /000-002 | 2009-145 |
|  | Item no.: 2009-145/000-005 Mini-WSB Inline; for Smart Printer; on reel; stretchable 5 - 5.2 mm; plain; snap-on type | /000-005 | 2009-145 |
|  | Item no.: 2009-145/000-006 Mini-WSB Inline; for Smart Printer; on reel; stretchable 5 - 5.2 mm; plain; snap-on type | /000-006 | 2009-145 |
|  | Item no.: 2009-145/000-007 Mini-WSB Inline; for Smart Printer; on reel; stretchable 5 - 5.2 mm; plain; snap-on type | /000-007 | 2009-145 |
|  | Item no.: 2009-145/000-012 Mini-WSB Inline; for Smart Printer; on reel; stretchable 5 - 5.2 mm; plain; snap-on type | /000-012 | 2009-145 |

| | | | |
|--|---|----------|----------|
|  | Item no.: 2009-145/000-023 Mini-WSB Inline; for smartPRINTER; on reel; stretchable 5 - 5.2 mm; plain; snap-on type | /000-023 | 2009-145 |
|  | Item no.: 2009-145/000-024 Mini-WSB Inline; for Smart Printer; on reel; stretchable 5 - 5.2 mm; plain; snap-on type | /000-024 | 2009-145 |
|  | Item no.: 2009-191 Group marker carrier | | 2009-191 |
|  | Item no.: 2009-192 Group marker carrier | | 2009-192 |
|  | Item no.: 2009-193 Group marker carrier | | 2009-193 |
|  | Item no.: 2009-198 Adaptor | | 2009-198 |
|  | Item no.: 248-501 Miniature WSB Quick marking system; plain; Marker width 5 mm; 10 strips with 10 markers per card | | 248-501 |
|  | Item no.: 248-501/000-002 Mini-WSB marking card; as card; not stretchable; plain; snap-on type | /000-002 | 248-501 |
|  | Item no.: 248-501/000-005 Mini-WSB marking card; as card; not stretchable; plain; snap-on type | /000-005 | 248-501 |
|  | Item no.: 248-501/000-006 Mini-WSB marking card; as card; not stretchable; plain; snap-on type | /000-006 | 248-501 |
|  | Item no.: 248-501/000-007 Mini-WSB marking card; as card; not stretchable; plain; snap-on type | /000-007 | 248-501 |
|  | Item no.: 248-501/000-012 Mini-WSB marking card; as card; not stretchable; plain; snap-on type | /000-012 | 248-501 |
|  | Item no.: 248-501/000-017 Mini-WSB marking card; as card; not stretchable; plain; snap-on type | /000-017 | 248-501 |
|  | Item no.: 248-501/000-023 Mini-WSB marking card; as card; not stretchable; plain; snap-on type | /000-023 | 248-501 |
|  | Item no.: 248-501/000-024 Mini-WSB marking card; as card; not stretchable; plain; snap-on type | /000-024 | 248-501 |
|  | Item no.: 793-501 WMB marking card; as card; not stretchable; plain; snap-on type | | 793-501 |

| | | |
|--|---|----------------------|
|  | Item no.: 793-501/000-002 WMB marking card; as card; not stretchable; plain; snap-on type | 793-501 /000-002 |
|  | Item no.: 793-501/000-005 WMB marking card; as card; not stretchable; plain; snap-on type | 793-501 /000-005 |
|  | Item no.: 793-501/000-006 WMB marking card; as card; not stretchable; plain; snap-on type | 793-501 /000-006 |
|  | Item no.: 793-501/000-007 WMB marking card; as card; not stretchable; plain; snap-on type | 793-501 /000-007 |
|  | Item no.: 793-501/000-012 WMB marking card; as card; not stretchable; plain; snap-on type | 793-501 /000-012 |
|  | Item no.: 793-501/000-017 WMB marking card; as card; not stretchable; plain; snap-on type | 793-501 /000-017 |
|  | Item no.: 793-501/000-023 WMB marking card; as card; not stretchable; plain; snap-on type | 793-501 /000-023 |
|  | Item no.: 793-501/000-024 WMB marking card; as card; not stretchable; plain; snap-on type | 793-501 /000-024 |
|  | Item no.: 793-5501 WMB marking card; as card; for terminal block width 5 - 17.5 mm; stretchable 5 - 5.2 mm; plain; snap-on type | 793-5501 |
|  | Item no.: 793-5501/000-002 WMB marking card; as card; for terminal block width 5 - 17.5 mm; stretchable 5 - 5.2 mm; plain; snap-on type | 793-5501 /000-002 |
|  | Item no.: 793-5501/000-005 WMB marking card; as card; stretchable 5 - 5.2 mm; plain; snap-on type | 793-5501 /000-005 |
|  | Item no.: 793-5501/000-006 WMB marking card; as card; stretchable 5 - 5.2 mm; plain; snap-on type | 793-5501 /000-006 |
|  | Item no.: 793-5501/000-007 WMB marking card; as card; stretchable 5 - 5.2 mm; plain; snap-on type | 793-5501 /000-007 |
|  | Item no.: 793-5501/000-012 WMB marking card; as card; stretchable 5 - 5.2 mm; plain; snap-on type | 793-5501 /000-012 |
|  | Item no.: 793-5501/000-014 WMB marking card; as card; stretchable 5 - 5.2 mm; plain; snap-on type | 793-5501 /000-014 |

| | | |
|--|---|----------------------|
|  | Item no.: 793-5501/000-017 WMB marking card; as card; stretchable 5 - 5.2 mm; plain; snap-on type | 793-5501 /000-017 |
|  | Item no.: 793-5501/000-023 WMB marking card; as card; stretchable 5 - 5.2 mm; plain; snap-on type | 793-5501 /000-023 |
|  | Item no.: 793-5501/000-024 WMB marking card; as card; stretchable 5 - 5.2 mm; plain; snap-on type | 793-5501 /000-024 |
| check | | |
|  | Item no.: 2002-511 Modular TOPJOB®S connector; modular; for jumper contact slot; 1-pole | 2002-511 |
|  | Item no.: 2002-549 Spacer module; modular; e.g., for bridging commoned terminal blocks | 2002-549 |
|  | Item no.: 2002-552 Modular TOPJOB®S connector; modular; for jumper contact slot; 2-pole | 2002-552 |
|  | Item no.: 2002-553 Modular TOPJOB®S connector; modular; for jumper contact slot; 3-pole | 2002-553 |
|  | Item no.: 2002-554 Modular TOPJOB®S connector; modular; for jumper contact slot; 4-pole | 2002-554 |
|  | Item no.: 2002-555 Modular TOPJOB®S connector; modular; for jumper contact slot; 5-pole | 2002-555 |
|  | Item no.: 2002-556 Modular TOPJOB®S connector; modular; for jumper contact slot; 6-pole | 2002-556 |
|  | Item no.: 2002-557 Modular TOPJOB®S connector; modular; for jumper contact slot; 7-pole | 2002-557 |
|  | Item no.: 2002-558 Modular TOPJOB®S connector; modular; for jumper contact slot; 8-pole | 2002-558 |
|  | Item no.: 2002-559 Modular TOPJOB®S connector; modular; for jumper contact slot; 9-pole | 2002-559 |
|  | Item no.: 2002-560 Modular TOPJOB®S connector; modular; for jumper contact slot; 10-pole | 2002-560 |
|  | Item no.: 2002-611 TOPJOB®S L-type test plug module; modular; 1-pole | 2002-611 |
|  | Item no.: 2002-649 TOPJOB®S L-type spacer module; modular; e.g., for bridging commoned terminal blocks | 2002-649 |
|  | Item no.: 2009-174 Test plug adapter; for 4 mm Ø test plugs; for testing TOPJOB®S rail-mounted terminal blocks | 2009-174 |
|  | Item no.: 2009-182 Testing tap; for max. 2.5 mm ² ; tool-free connection for individual test wires 0.08 - 2.5 mm | 2009-182 |

| | | |
|--|--|-----------|
|  | Item no.: 210-136 Test plug; 2 mm Ø; with 500 mm cable | 210-136 |
| End plate | | |
|  | Item no.: 2002-2991 End and intermediate plate; 1 mm thick | 2002-2991 |
|  | Item no.: 2002-2992 End and intermediate plate; 1 mm thick | 2002-2992 |
| ferrule | | |
|  | Item no.: 216-241 Ferrule; Sleeve for 0.5 mm ² / 20 AWG; insulated; electro-tin plated; electrolytic copper; gastight crimped; acc. to DIN 46228, Part 4/09.90 | 216-241 |
|  | Item no.: 216-242 Ferrule; Sleeve for 0.75 mm ² / 18 AWG; insulated; electro-tin plated; electrolytic copper; gastight crimped; acc. to DIN 46228, Part 4/09.90 | 216-242 |
|  | Item no.: 216-243 Ferrule; Sleeve for 1 mm ² / AWG 18; insulated; electro-tin plated; electrolytic copper; gastight crimped; acc. to DIN 46228, Part 4/09.90 | 216-243 |
|  | Item no.: 216-244 Ferrule; Sleeve for 1.5 mm ² / AWG 16; insulated; electro-tin plated; electrolytic copper; gastight crimped; acc. to DIN 46228, Part 4/09.90 | 216-244 |
|  | Item no.: 216-246 Ferrule; Sleeve for 2.5 mm ² / AWG 14; insulated; electro-tin plated; electrolytic copper; gastight crimped; acc. to DIN 46228, Part 4/09.90 | 216-246 |
|  | Item no.: 216-262 Ferrule; Sleeve for 0.75 mm ² / 18 AWG; insulated; electro-tin plated; electrolytic copper; gastight crimped; acc. to DIN 46228, Part 4/09.90 | 216-262 |
|  | Item no.: 216-263 Ferrule; Sleeve for 1 mm ² / AWG 18; insulated; electro-tin plated; electrolytic copper; gastight crimped; acc. to DIN 46228, Part 4/09.90 | 216-263 |
|  | Item no.: 216-264 Ferrule; Sleeve for 1.5 mm ² / AWG 16; insulated; electro-tin plated; electrolytic copper; gastight crimped; acc. to DIN 46228, Part 4/09.90 | 216-264 |
|  | Item no.: 216-266 Ferrule; Sleeve for 2.5 mm ² / AWG 14; insulated; electro-tin plated; electrolytic copper; gastight crimped; acc. to DIN 46228, Part 4/09.90 | 216-266 |
| Protective Warning Marker | | |
|  | Item no.: 2002-115 Protective warning marker; with high-voltage symbol, black; for 5 terminal blocks | 2002-115 |
| tools | | |
|  | Item no.: 210-658 Operating tool with partially insulated shaft; Blade (3.5 x 0.5) mm; short; angled | 210-658 |
|  | Item no.: 210-720 Operating tool with partially insulated shaft; Type 2, blade (3.5 x 0.5) mm | 210-720 |
| Carrier rail | | |
|  | Item no.: 210-112 Steel carrier rail; 35 x 7.5 mm; 1 mm thick; 2 m long; slotted; according to EN 60715; "Hole width 25 mm | 210-112 |

| | | |
|--|--|---------|
|  | Item no.: 210-113 Steel carrier rail; 35 x 7.5 mm; 1 mm thick; 2 m long; unslotted; according to EN 60715 | 210-113 |
|  | Item no.: 210-114 Steel carrier rail; 35 x 15 mm; 1.5 mm thick; 2 m long; unslotted; similar to EN 60715 | 210-114 |
|  | Item no.: 210-115 Steel carrier rail; 35 x 7.5 mm; 1 mm thick; 2 m long; slotted; according to EN 60715; "Hole width 18 mm | 210-115 |
|  | Item no.: 210-118 Steel carrier rail; 35 x 15 mm; 2.3 mm thick; 2 m long; unslotted; according to EN 60715 | 210-118 |
|  | Item no.: 210-196 Aluminum carrier rail; 35 x 8.2 mm; 1.6 mm thick; 2 m long; unslotted; similar to EN 60715 | 210-196 |
|  | Item no.: 210-197 Steel carrier rail; 35 x 15 mm; 1.5 mm thick; 2 m long; slotted; similar to EN 60715 | 210-197 |
|  | Item no.: 210-198 Copper carrier rail; 35 x 15 mm; 2.3 mm thick; 2 m long; unslotted; according to EN 60715 | 210-198 |
|  | Item no.: 210-504 Steel carrier rail; 35 x 7.5 mm; 1 mm thick; 2 m long; slotted; galvanized; according to EN 60715 | 210-504 |
|  | Item no.: 210-505 Steel carrier rail; 35 x 7.5 mm; 1 mm thick; 2 m long; unslotted; galvanized; according to EN 60715 | 210-505 |
|  | Item no.: 210-506 Steel carrier rail; 35 x 15 mm; 1.5 mm thick; 2 m long; unslotted; galvanized; similar to EN 60715 | 210-506 |
|  | Item no.: 210-508 Steel carrier rail; 35 x 15 mm; 1.5 mm thick; 2 m long; slotted; galvanized; similar to EN 60715 | 210-508 |

Downloads

Documentation

Bid Text

| | | |
|-----------|-----------------|----------|
| 2002-2954 | docx 15.5 kB | Download |
|-----------|-----------------|----------|

Additional Information

| | | |
|--|---------------|----------|
| | pdf 2.1 MB | Download |
|--|---------------|----------|

CAD/CAE - Smart Data

CAD data

| | | |
|-----------------------|-----|----------|
| 3D Download 2002-2954 | URL | Download |
|-----------------------|-----|----------|



Subject to changes.
